

## ROLL IN

ROLL IN is a workstation with wheels that offers a handy haven for those who need to focus in private during their workday. This workstation with wheels includes fixed lighting, a built-in electrical socket as well as two bag hooks under the table.



### TECHNICAL INFORMATION

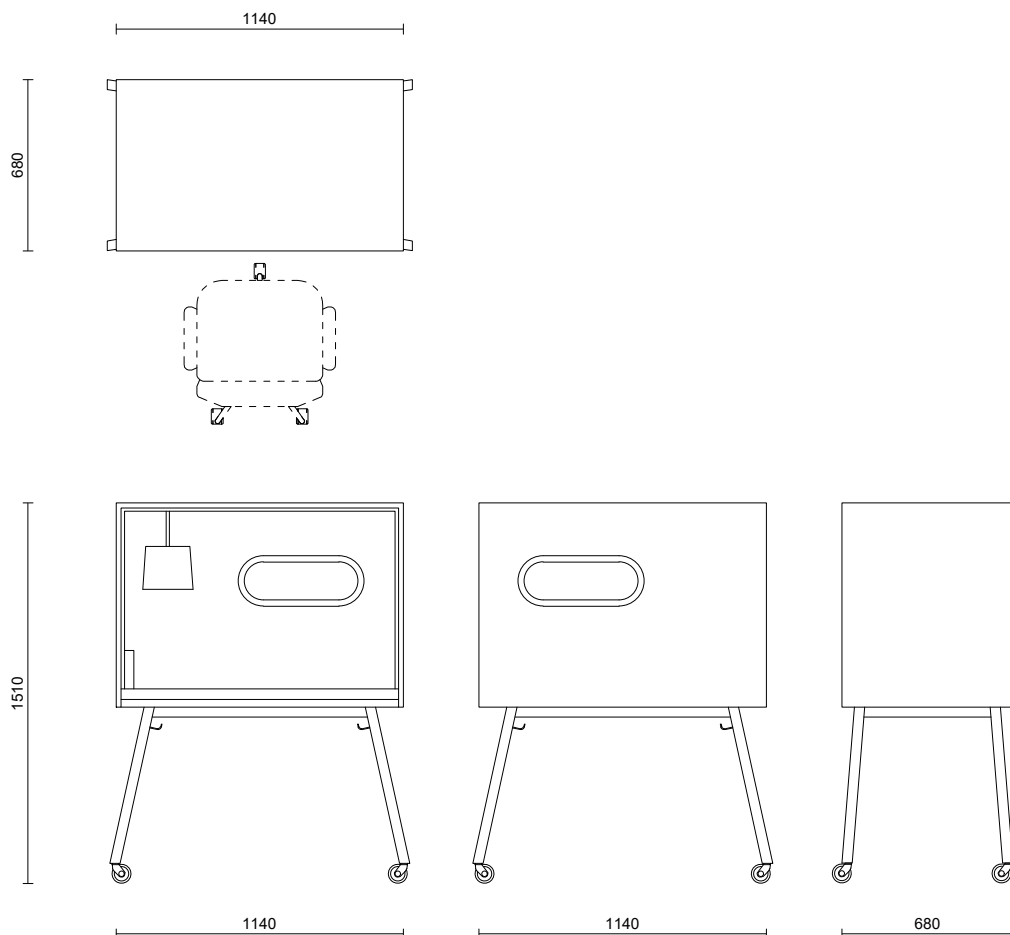
Lockable wheels included.  
2 x built-in electrical socket.  
2 x bag hooks under the table.  
Light with switch.  
The electric cord length for the ROLL IN solution is 3 m.

### MATERIAL DESCRIPTION

MDF frame with tabletop painted with white structural paint or optionally veneer frame with veneer tabletop.  
Base powder-coated steel.  
Acrylic window.

### MEASUREMENTS

W1190 x D680 x H1510 mm





All our materials comply with M1 emission classification.

## SURFACE FINISHES FOR ROLL IN:

### STANDARD PRICE, CATEGORY 1



NCS S 0500-N  
Smooth

### PRICE CATEGORY 2



Pine veneer

### PRICE CATEGORY 3



Oak veneer



## INSIDE PANEL FABRIC: SOUL FROM GABRIEL | STANDARD PRICE, CATEGORY 1

Composition: 100% wool

Lightfastness: 5-7

Rubbing fastness: 4/wet, 4-5/dry

Sustainability: Complies with STANDARD 100 by OEKO-TEX

Meet Möbelfakta requirements

Cleaning: regular vacuum cleaning


Fire resistant: Yes (S 476 Part 7, class 1 ÖNORM B 3825-B1-3800-Q1 UK)



66104



67039




68131



64086



62059



61196



60182



## STEEL TUBE BASE | STANDARD PRICE, CATEGORY 1

Standard base paint options



RAL 9016



RAL 9005